



Atom **School**

Mock Tests

Atom School Mock Tests

Atom's Mock Tests are used by schools like yours to assess progress and support students to prepare for entrance exams. We provide Mock Tests for:

- All major exam board providers (ISEB, CEM, and GL)
- Independent senior schools
- All England grammar schools

Popular Mock Tests:

- ISEB Common Pre-Test
- CEM Select
- CAT4
- Eton List Test
- Bexley Selection Test
- Kent Test
- Trafford Grammar Schools 11+



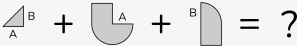
Mock Tests that mirror the real exams


Build exam technique and confidence with Mock Tests that mirror the exact timings, question types and structure of the real exams. Our Mock Tests also mirror the subtopics your students are likely to encounter on the real exams. They are calibrated to provide a realistic level of challenge.

ISEB Common Pre-Test

← ISEB: Non-Verbal Reasoning 10:41

The first shape is a base shape. The letters show how the other two shapes connect to the base shape.
If no shapes are rotated or flipped, which image shows how these shapes look when they are connected?

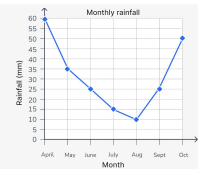
 = ?



Next

← ISEB: Maths 10:12

Based on the line graph below, the rainfall in April is how many times the rainfall in July?




60 10 3 6 4


Next

CEM Select

← Mock Test 13:22

Select the option which will complete the matrix.






Next

← Mock Test 10:31

Rearrange the words below to make a meaningful sentence.
One word will not fit in the sentence.
Choose the word that does not fit in.

to adjust the in wanted architect building's the dimensions





Next

GL (grammar school entry tests)

← 4 00:09:37

Which shape best matches the pair?







Back Question 4/20 Next

← 2 00:48:57

The Audition

Read lines 20-24. Choose the word that means 'fragile or dainty'.





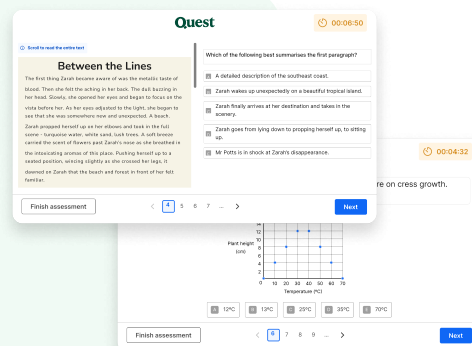
Back Question 2/50 Next

Quest Progress

If you're looking for curriculum-based progress tests, you'll find everything you need with **Quest Progress**. Offering a new standard in online and paper-based summative assessments.

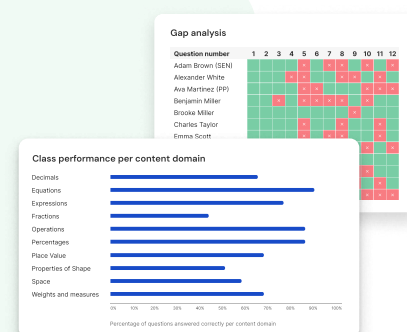
Aligned to your curriculum

We customise your assessments to the curriculum you've worked hard to develop. Choose when to run assessments, and select the assessment objectives you'd like to include.



Automatic data entry

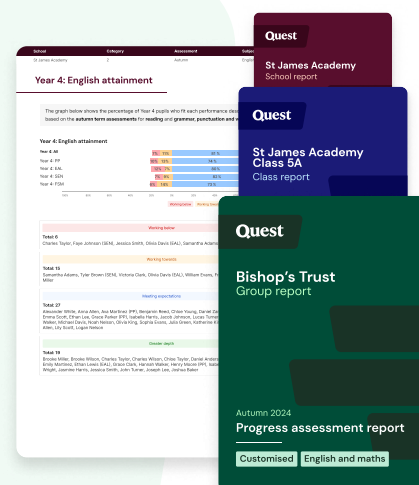
Transform progress assessments from a formality into a powerful, diagnostic tool with Quest. All reporting and analysis is automated.



Progress reports

Clear, actionable reports, standardised on 30,000+ pupils.

- ✔ Spot trends and inform development plans
- ✔ Compare across schools and against national benchmarks
- ✔ Understand and track value added
- ✔ Identify where additional support is needed



Actionable data insights

Detailed transcripts are available instantly. Inform in-class support and future learning with reliable data on standardised scores, stanine and decile rankings, and more.

Each transcript includes:

Personalised Summary

A brief analysis of how each student found the Mock Test, complete with areas for improvement and suggestions on technique

Standardised Age Score

The Standardised Age Score (SAS) is a raw score that has been weighted by the student's age. A score of 100 is average, and 142 is the highest possible score. The distribution has a standard deviation of 15.

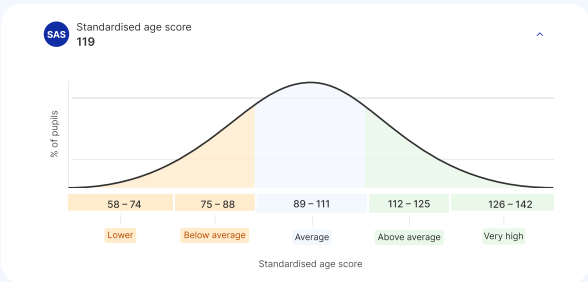
Each transcript includes:


Personalised Summary

A brief analysis of how each student found the Mock Test, complete with areas for improvement and suggestions on technique


Standardised Age Score

The Standardised Age Score (SAS) is a raw score that has been weighted by the student's age. A score of 100 is average, and 142 is the highest possible score. The distribution has a standard deviation of 15.






Total time spent
29m 12s



Correct questions
26/32



Avg. time per question
56s

Standardised Age Score (SAS)

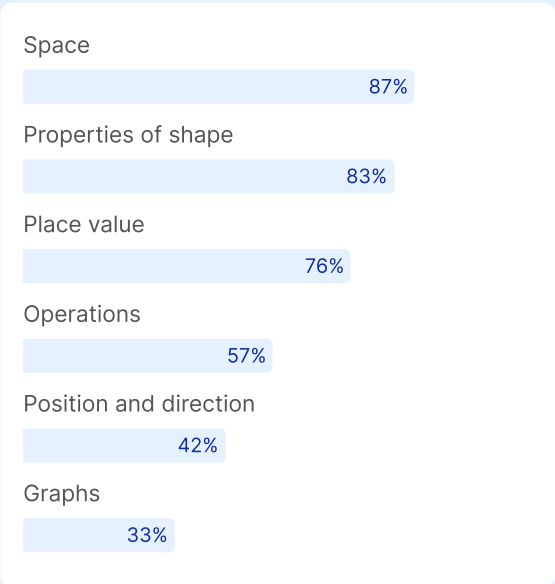
This child achieved a standard age score in English of 119. This score was converted into a stanine of 8 and placed the child in the 1st decile of their year group. This child performed well in the test but should make sure they don't unnecessarily lose any marks due to rushing through questions. They should review Punctuation, Syntax and Adaptation of Words.

Ability Subtopic Breakdown

This is a snapshot of your student’s performance in each subtopic that came up in the test. It represents the probability of your student answering a question of average difficulty correctly.

Ability Subtopic Breakdown

The topic scores correspond to the probability that students will get an average difficulty question in that topic correct. As a general indicator, topics with bars on the right-hand side are those that students are performing well in, whilst on the left-hand side of the graph are areas that need a bit more work. If there is no bar for a topic, this means not enough questions have been answered in it to give an accurate score.



Corrections

You’ll see each question that was asked, your student’s answers, and any corrections.



A seamless Mock Test experience

- Automatically marked
- Instant results
- On-demand support

Subjects include:



Maths



English



VR



NVR



Science

Testing experience at scale

- 700,000 Mock Tests were completed on our learning platforms in the last year alone.
- Standardised on 30,000 students. We use data from our learning platforms to regularly verify the Standardised Age Score we provide.

Mock Test Pricing

£2.50 per paper (including VAT)

5%

discount when
purchasing **100**
or more credits

10%

discount when
purchasing **150**
or more credits

15%

discount when
purchasing **200**
or more credits

*Minimum purchase of 50 credits



Have more questions?

Contact schools@atomlearning.co.uk to request
Mock Test credits for your school.



atomlearning.co.uk